

Everyone

Speak!

Kids



1

Build & Grow



Unit 1

Hi! My name's Jake.


• Meeting new people

Warm Up

A Listen and sing.  T02

Hello! Hello! What's your name?
 Hi! Hi! My name's **Jake**!
 Nice to meet you, **Jake**!
 Nice to meet you, too!
 Bye-bye! Good-bye!
 It's time to go home.
 See you later!



B Sing again. Say your name and shake hands with the person next to you.  T03

A Listen and stick. Then, say.  T04

Pair B Listen and say. Then, role-play the conversation.  T05

► Do the boy and the girl know each other?

Pair

A Look and say.



B Listen and match.  



a See you later!



b My name's Jenny.



c Nice to meet you, too.

Good afternoon.



Speaking Playground

Step 1 Make your own English name.



I'm Jamie Oliver.

First name

Last name

Tim
Mary
Jamie
Sarah
Julie
Jake
Amy
Emily
Chris
David

Smith
Fisher
Miller
Brown
Johnson
Robbins
Lee
Oliver

I'm _____.

Step 2 Ask and answer with your friends. Then, write their names.

What's your name?

My name's Mary Smith.

Who has the same name as you?

Unit 2

He's my father.

• Talking about your family

Warm Up









A Listen and chant.

Who's he? He's my **father**.
 Who's she? She's my **mother**.
 Who are they? They're my **parents**.
 Who's he? He's my **grandpa**.
 Who's she? She's my **grandma**.
 Who are they? They're my **grandparents**.
 What a big family!
 What a happy family!

B Chant again. Stomp your feet when you hear "who" and clap your hands when you hear the family members.



A Listen and stick. Then, say.

1. 	2. 	3. 	4. 
<input type="text"/>	<input type="text"/>	<input type="text"/>	<input type="text"/>
5. 	6. 	7. 	8. 
<input type="text"/>	<input type="text"/>	<input type="text"/>	<input type="text"/>

Pair B Listen and say. Then, role-play the conversation.

► Who is holding baby Boogie in the picture?

Pair


A Look and say.



B Listen and circle.  



mother | aunt



father | uncle



brother | sister

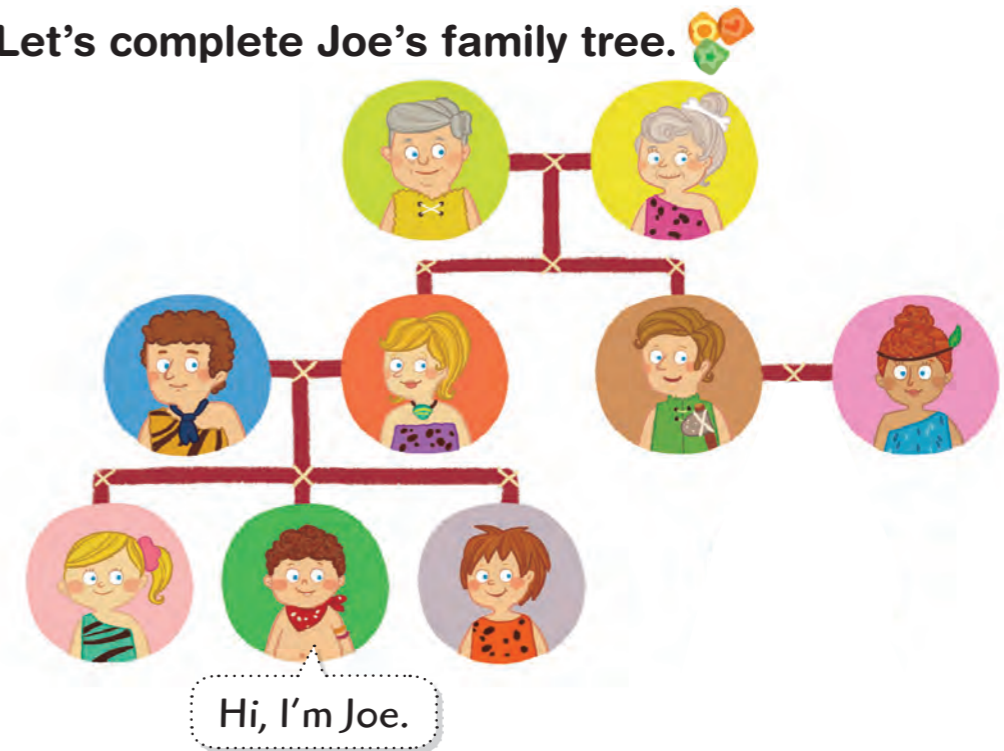


grandpa | grandma



Speaking Playground

● Let's complete Joe's family tree. 



Step 1 Use the game board on page 69. Spin a pencil and play the game with your partner. Ask and answer the questions.




Step 2 If your answer is correct, put the sticker on the picture. The person who completes Joe's family tree first wins!

I'm seven years old.

• Talking about ages

Warm Up

A Listen and chant.  T12

How old, how old,
how old are you?
Seven, seven,
I'm **seven** years old.

How old, how old,
how old is he?
Nine, nine,
he's **nine** years old.

Hooray! Hooray!
We can get free ice cream!

Think & Say
How old are you?
Can you get free ice cream?

B Chant again. Make your own gestures for the numbers.  T13



A Listen and stick. Then, say.  T14

1.  <input type="text"/>	2.  <input type="text"/>	3.  <input type="text"/>	4.  <input type="text"/>	5.  <input type="text"/>
6.  <input type="text"/>	7.  <input type="text"/>	8.  <input type="text"/>	9.  <input type="text"/>	10.  <input type="text"/>

Pair B Listen and say. Then, role-play the conversation. 

A comic strip with four panels. In the first panel, a clown with a sign that says "Free Balloons for kids under Six" says "Come and get free balloons!". In the second panel, the clown asks "How old are you?" and a boy replies "I'm five years old.". In the third panel, the clown asks "How old are you?" and a green alien replies "I'm five, too.". In the fourth panel, the clown asks "How old are you?" and a girl replies "You're eight years old, Boogie."

► Can you get a free balloon?

Pair

A Look and say.



B Listen and write the ages.



1. I'm _____ years old.



2. I'm _____ years old.



3. He's _____ years old.



4. She's _____ years old.



How old are you?

I'm six years old.



Speaking Playground

Step 1

This is a pen pal ad in the newspaper. Choose Student A or Student B. Student B is on page 60.

Student A

Name Charlie Brown

Age 9

Interested in
Dogs and birds



Name Anne Shirley

Age _____

Interested in
Hats and dresses



Name Mary Poppins

Age _____

Interested in
Cookies



Name David Beckham

Age 10

Interested in
Soccer



Name Henry Smith

Age _____

Interested in
Funny stories



Name Diana Turner

Age 8

Interested in
Music



Step 2

Ask and answer with your partner and fill in the blanks.

How old is **Anne Shirley**?

She's ... years old.



PLAY

Start!

FINISH

Good ...

1

My ...

2

Jenny

How old ...?

3

I'm ...

8

He's ...

4

Move ahead 1 space!

8

She's ...

7

Who ...?

They're ...

Miss a turn

Answer me!

What's your name?

6

5

Nice ...

Answer me!

How old are you?

9

He's ...

10


... years old.

11

Go back 1 space!

Good ...

12



Play the game.

- Instructions**
- 1 Work in pairs or groups.
 - 2 Take turns flipping a coin and moving. (Heads = 1 space Tails = 2 spaces)

- 3 Make sentences or ask and answer the questions.
- 4 The person or group who finishes first is the winner.

Try this
How old is Jenny?
Guess.

Show and Tell



Prepare

A Look and write.

1. Good morning!

Good _____!

2. What's your name?

My name's _____.

3. How old are you?

I'm _____ years old.

4. Do you have any brothers or sisters?

→ Yes, I have two _____.

→ No, I don't have any brothers or sisters.



B Listen and check.

➔ Cut the next page out and prepare for "Show and Tell."

Profile

Name : _____

Age : _____

Brothers/Sisters :



I'm from Mars!

Good _____, everyone!

My name's _____.

I'm _____ years old.

I _____.

Thank you!

It's your turn

Step 1

Imagine you're an alien from Mars.

Step 2

Choose one of the three aliens on page 81 and stick it on your profile page. 🍎🍌

Step 3

Complete your profile and write about yourself.

Step 4

Show it to the class and tell about it.

Good
afternoon,
everyone...



Tell me more!




Listen to your friends and ask them the questions.

1. What's your brother's/sister's name?
2. How old is your brother/sister?
3. How do you say "Hello" on Mars?

Do you have a bike?

• Talking about your toys

Warm Up

A Listen and sing.  T18


Bike, bike. Do you have a **bike**?

Yes, I do! I have a **bike**.

Robot, robot. Do you have a **robot**?









No, I don't! I don't have a **robot**.

I have a **bike**,
but I want a **robot** now!

B Sing again. Make your own gestures for the toys.  T19

Think & Say
What's your favorite toy? Why do you like it?

A Listen and stick. Then, say.  T20

- | | | | |
|--|--|--|--|
| 1. 
<input type="text"/> | 2. 
<input type="text"/> | 3. 
<input type="text"/> | 4. 
<input type="text"/> |
| 5. 
<input type="text"/> | 6. 
<input type="text"/> | 7. 
<input type="text"/> | 8. 
<input type="text"/> |

Pair
B Listen and say. Then, role-play the conversation. 

Maya, do you have a **doll**? Yes, I do.

Do you have a **teddy bear**? No, I don't. Why?


No reason.

This is for you! Thank you!

► What do you want to give to your friend?

Pair

A Look and say.



B Listen and check.

1.

2.

3.

4.



Speaking Playground

Step 1 Stick five toys you like and complete your toy collection.

_____ 's Toy Collection



Step 2 Find a friend with the same five toys. Then, complete the sentence.




_____ and I have the same toys.

Unit 6

What color is your bag?

• Talking about colors

Warm Up

A Listen and chant.  T23

What color is your bag?
 Blue, blue, it's blue.


What color is your coat?
 Pink, pink, it's pink.

What color is your car?
 Brown, brown, it's brown.

A blue bag. It's my bag.

A pink coat. It's my coat.

A brown car. It's my car.



Think & say

What colors can you see in your classroom?

B Chant again. Point at each color when you say it.  T24

A Listen and stick. Then, say.  T25

1. 	2. 	3. 	4. 	5. 
<input type="text"/>	<input type="text"/>	<input type="text"/>	<input type="text"/>	<input type="text"/>
6. 	7. 	8. 	9. 	10. 
<input type="text"/>	<input type="text"/>	<input type="text"/>	<input type="text"/>	<input type="text"/>

Pair B Listen and say. Then, role-play the conversation. 



► What color is your bag?

Pair

A Look and say.



What color is your kite?

It's green.

B Listen and write O or X.  



What color is your pencil?

It's blue.

Speaking Playground

Step 1

Choose what you want and follow the arrows. Circle who you are.

Start!



Step 2

Find a friend with the same items. Then, complete the sentence.

What color is your hat/car/pencil?

It's ...

_____ and I have the same items.

• Describing things

Warm Up

A Listen and chant.  T28

Is it a **big** ball?

Yes, it is.

It's a **big** ball.

Is it a **big** box?

No, it isn't.

It's a **small** box.

Is it a **long** bat?

Yes, it is.


It's a **long** bat.

Is it a **long** ribbon?

No, it isn't.



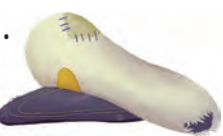




It's a **short** ribbon.



B Chant again. Make your body “big,” “small,” “long,” and “short” when you hear the words.  T29

Think & Say
Find something small in your classroom. What is it?

A Listen and stick. Then, say.  T30

1.  <input type="text"/>	2.  <input type="text"/>	3.  <input type="text"/>	4.  <input type="text"/>
5.  <input type="text"/>	6.  <input type="text"/>	7.  <input type="text"/>	8.  <input type="text"/>

Pair B Listen and say. Then, role-play the conversation. 



► Does Marco have a big balloon?

Speak Up

Pair

A Look and say.

Is it a thick book?

Yes, it is. It's a thick book.

Is it an old car?

No, it isn't. It's a new car.

B Listen and number.  T32 




It's a small box!

They're new shoes!



Speaking Playground

Step 1 Cut out the picture cards on page 71.




Step 2 Fold each card and show it to your partner. Ask your partner to guess the whole picture.

Is it a short umbrella?

No, it isn't. It's a long umbrella!

How many did you guess right?

Toy band



robot

doll

yellow

purple

long

big

thick

robot

teddy bear

green

OPEN

Look at the picture and practice.

1. Do you have a doll?

...

2. What color is the bike?

...

3. Is it a big bag?

...

Try this
What color are the balloons?

Show and Tell



Prepare

A Look and write.

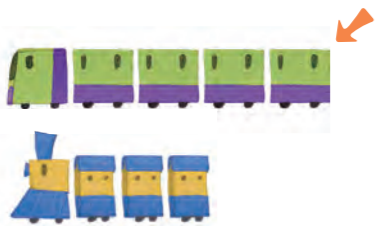
1.



I have a(n) _____ train.

new / old

2.



It's a _____ train.

long / short / big / small

3.



It's _____ and _____.

black / green / yellow / purple

4.



I _____ my new train!

like / don't like

B Listen and check.

➔ Cut the next page out and prepare for "Show and Tell."



I have a(n) _____ bike.

It's a _____ bike.

It's _____ and _____.

I _____ my _____ bike!

It's your turn

Step 1

Finish drawing the bike on page 39.

Step 2

Color it with your two favorite colors.

Step 3

Write about it.

Step 4

Show it to the class and tell about it.

I have ...



Tell me more!



Listen to your friends and ask them the questions.

1. Why do/don't you like your bike?
2. What other toys do you have?
3. What's your favorite toy?

They're lions.

• Talking about animals

Warm Up


A Listen and sing.  T34

What's this? What's this?
It's a pig. Oink-oink!
What's this? What's this?
It's a cow. Moo-moo!
I see a pig! I see a cow!

What are these? What are these?
They're lions. Rawr-rawr!
What are these? What are these?
They're horses. Neigh-neigh!
I see lions! I see horses!




Think & Say
Can you make the animal sounds?
Who can do it the best?

B Sing again. Shout out the animal sounds.  T35

A Listen and stick. Then, say.  T36

1. 	2. 	3. 	4. 
<input type="text"/>	<input type="text"/>	<input type="text"/>	<input type="text"/>
5. 	6. 	7. 	8. 
<input type="text"/>	<input type="text"/>	<input type="text"/>	<input type="text"/>


Pair B Listen and say. Then, role-play the conversation.  T37



► What other animals can you see at the zoo?

Pair

A Look and say.



What's this?

It's a lion.

What are these?

They're pigs.

B Listen and stick.




What are these?

They're giraffes.



Step 1

Cut out the picture cards on page 73.



Step 2

Mix the cards up. Then, ask and answer with your partner.

What's this?

It's a lion.



Who can do it the fastest?
Make groups and time each group.

What are these?

They're monkeys.



Jimmy has a big nose.

Talking about body parts


Warm Up

A Listen and chant.  T39

Trico has a big **head**.
Yes, she does.
Trico has big **eyes**.
Woo! Woo! Woo!


Jimmy has a big **nose**.
Yes, he does.
Jimmy has big **ears**.
Yeah! Yeah! Yeah!





B Chant again. Point at your body parts when you hear them.  T40

Think & Say
Who is Trico and who is Jimmy? Who has big hands?

A Listen and stick. Then, say.  T41



Pair
B Listen and say. Then, role-play the conversation. 



► Does Ben have a big mouth?

Pair

A Look and say.



The bear has short legs.

The bear has big feet.

B Listen and number.  T43 



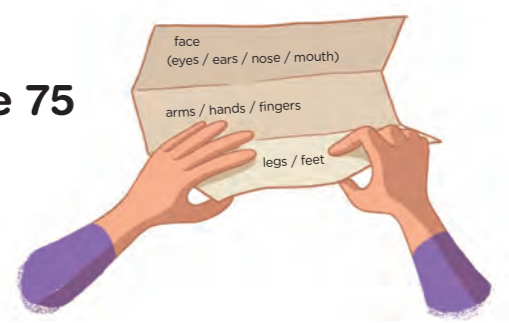
Clown number one has big eyes.

He also has a small mouth.



Speaking Playground

Step 1 Make groups of three people. Fold the activity sheet on page 75 into three parts.



Step 2 Each member of the group draws one part of the monster.



Step 3 Unfold the paper. Give your monster a name. Then, tell the class about it.

This is Jack. He has three small eyes. He has long arms and big hands. He has one short leg.



Which monster do you like the best?

Do you like carrots?

• Talking about vegetables

Warm Up

A Listen and chant. T44

Carrots, carrots.
Do you like carrots?
Do you like carrots?
Yummy! Yummy! Yes, I do.

Mushrooms, mushrooms.
Do you like mushrooms?
Do you like mushrooms?
Yummy! Yummy! Yes, I do.

I like carrots!
I like mushrooms!











Think & say
What vegetables do you like?

B Chant again. Act like the vegetables in the picture. T45



A Listen and stick. Then, say. T46

1.  <input type="text"/>	2.  <input type="text"/>	3.  <input type="text"/>	4.  <input type="text"/>
5.  <input type="text"/>	6.  <input type="text"/>	7.  <input type="text"/>	8.  <input type="text"/>

Pair **B** Listen and say. Then, role-play the conversation.




► What vegetables don't you like?

Speak Up

Pair

A Look and say.




Do you like **potatoes**?

Yes, I do.

Do you like **carrots**?

No, I don't.

B Listen and draw the faces.



Do you like **cucumbers**?

Yes, I do. They're yummy.



Speaking Playground

Step 1

Work in groups of four. Cut out the picture cards on page 77 and pick one card each. Don't show it to each other.



Step 2

Write the vegetables you have and your group members' names. Write O if they like the vegetables and X if they don't.

names	vegetables				
	carrot	mushrooms	potatoes	onions	
Jane					
Chris	O	X	O	X	
Helen	X	X	X	O	
Tom	O	X	O	O	

Do you like **carrots**?

Yes, I do.

Step 3

Who is each animal in your group? Write your name and your group members' names.



.....



.....



.....



.....



Look at the picture and practice.

1. What are these?

...

2. Do you like spinach?

...

3. She has long ...

...

Try this
How many animals are on the farm?

Show and Tell




Prepare

A Look and write.



I'm a funny elephant.
I have a short _____.
head / nose / mouth



I also have short _____.
arms / legs / hands



I like _____.
cucumbers / mushrooms / spinach




I don't like _____.
onions / peas / carrots

B Listen and check. T49

➔ Cut the next page out and prepare for "Show and Tell."

[Sample Answers]



Funny me!

I'm a funny _____.

I have _____.

I also have _____.

I like _____,

but I don't like _____.

It's your turn

Step 1

Imagine you are a funny animal.

Step 2

Draw your funny face and body.

Step 3

Circle the vegetable you like and cross out the vegetable you don't like.

Step 4

Write about yourself.

Step 5

Show it to the class and tell about it.




Tell me more!



Listen to your friends and ask them the questions.

1. How old are you?
2. What color are you?
3. Why don't you like the vegetable?



Speaking Playground

Step 1

This is a pen pal ad in the newspaper. Choose Student A or Student B. Student A is on page 17.

Student B

Name Charlie Brown

Age _____

Interested in
Dogs and birds



Name Anne Shirley

Age 5

Interested in
Hats and dresses



Name Mary Poppins

Age 7

Interested in
Cookies



Name David Beckham

Age _____

Interested in
Soccer



Name Henry Smith

Age 6

Interested in
Funny stories



Name Diana Turner

Age _____

Interested in
Music



Step 2

Ask and answer with your partner and fill in the blanks.

How old is **Charlie Brown**?

He's ... years old.


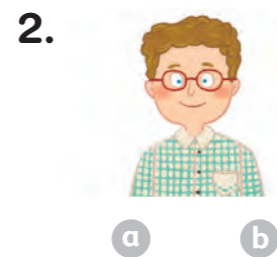



Supplementary Material



Review Test 1 • Unit 1~ Unit 4

[1-4] Listen and circle the correct answers.  T50




[5-7] Listen and circle the correct responses.  T51

5. a Nice to meet you, too. 6. a She's nine years old.
 b Good morning. b She's my sister.
7. a I'm ten years old.
 b He's eight years old.








[8-9] Listen and circle the correct questions.  T52

8. a What's his name? 9. a How old are you?
 b What's your name? b Who are you?

[10-12] Listen and circle the correct pictures.  T53



13. Listen and complete the dialog.  T54

-  : Hi! My name is John.
 : Hi! My name is Lily.
 : Nice to _____ you, Lily.
 : Nice to meet you, _____. She's my sister.
 : Really? _____ old is she?
 : She's eight years _____.
 : Let's all play together.

Review Test 2 • Unit 5~ Unit 8

[1-4] Listen and circle the correct answers.  T55

1.



a b

2.



a b

3.



a b

4.



a b

[5-7] Listen and circle the correct responses.  T56

5. a Yes, I do.

b Yes, it is.

6. a It's big.

b It's blue.

7. a No, it isn't.

b No, they aren't.

[8-9] Listen and circle the correct questions.  T57

8. a Is it a small bike?

b Is it a big bike?

9. a Is it a small bag?

b What color is your bag?

[10-12] Listen and circle the correct pictures.  T58

10. a



b



c



11. a



b



c



12. a




b



c





13. Listen and complete the dialog.  T59

 : Sarah, do you have a _____?

 : Yes, I do. That's my bike over there.

 : What _____ is your bike?

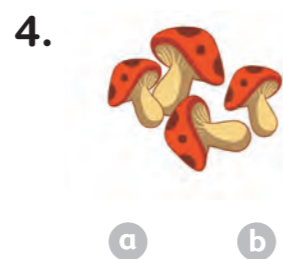

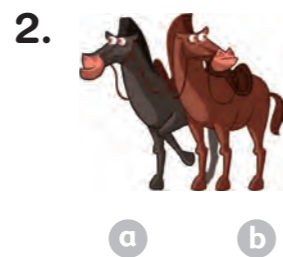

 : It's blue.

 : My bike is _____.

 : Wow! You have a _____ bike!

Review Test 3 • Unit 9~ Unit 12

[1-4] Listen and circle the correct answers. 



[5-7] Listen and circle the correct responses. 

5. a They're rabbits.
 b It's a rabbit.

6. a Yes, it is.
 b Yes, I do.



7. a No, she doesn't.
 b No, they don't.

[8-9] Listen and circle the correct questions. 

8. a What's this?
 b What are these?

9. a Do you like potatoes?
 b Do you like tomatoes?

[10-12] Listen and circle the correct pictures. 



13. Listen and complete the dialog. 

: Hi, _____. You have long legs.

: Hi, Monkey. You have long _____.

: Do you like _____?

: Yes, I do. I also like _____.

: Me, too. Let's eat lunch together.

: Okay!